

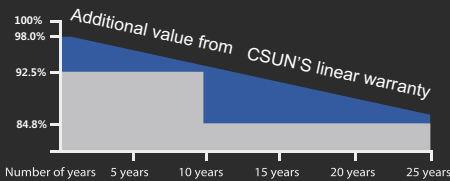
Mars Series Half cell Modules

The power output shall not be less than 98.0% of the minimum power output stated in the product datasheet in the first year of the product's life cycle.

The loss of power output shall not exceed 0.55% per year thereafter, ending with 84.80% in the 25th year.

■ CSUN ■ Standard warranty

CSUN's NEW linear performance warranty



CSUN670-132M

High efficiency PERC tech for esthetic applications

Module Fire Performance: Type 1 (UL 1703)

Fire Resistance Rating: Class C (IEC 61730)

CSUN645-132M CSUN650-132M

CSUN655-132M CSUN660-132M

CSUN665-132M CSUN670-132M

21.60%

Module efficiency

670W


Highest power output

12 Year

Material & workmanship warranty

25 Year

Linear power output warranty



Industry leading conversion efficiency



Certificated to withstand wind (2400Pa) and snow load (5400Pa)



Positive tolerance offer



Excellent performance under weak light condition



Passed salt mist & ammonia corrosion, blowing sand and hail testing



Good temperature coefficient enables better output in hot climates

All information and data are subject to change without notice and are provided without liability. For more details, Sales@chinasunergy.com



www.csunsolartech.com



All rights reserved by CSUN
Version 1/2022

Electrical Characteristics at Standard Test Conditions (STC)

Module Type	CSUN645-132M	CSUN650-132M	CSUN655-132M	CSUN660-132M	CSUN665-132M	CSUN670-132M
Maximum Power(Pmpp)[W]	645	650	655	660	665	670
Positive Power Tolerance[W]	0~5	0~5	0~5	0~5	0~5	0~5
Open Circuit Voltage(Voc)[V]	45.08	45.27	45.46	45.65	45.84	46.00
Short Circuit Current(Isc) [A]	18.38	18.43	18.46	18.50	18.55	18.65
Maximum Power Voltage(Vmpp)[V]	37.24	37.42	37.61	37.80	37.98	38.40
Maximum Power Current(Imp)[A]	17.32	17.37	17.42	17.46	17.51	17.45
Module Efficiency	20.76%	20.92%	21.09%	21.25%	21.41%	21.60%

Electrical data relates to standard test conditions(STC): irradiance 1000W/m²; AM1.5; cell temperature 25°C measuring uncertainty of power is within ±3%. Certified in accordance with IEC61215, IEC61730-1/2 and UL1703.

Electrical Characteristics at Nominal Operating Cell Temperature(NOCT)

Module Type	CSUN645-132M	CSUN650-132M	CSUN655-132M	CSUN660-132M	CSUN665-132M	CSUN670-132M
Maximum Power(Pmpp)[W]	486	490	494	498	501	504
Open Circuit Voltage(Voc)[V]	42.38	42.55	42.73	42.91	43.09	43.27
Short Circuit Current(Isc) [A]	14.81	14.85	14.88	14.91	14.95	14.99
Maximum Power Voltage(Vmpp)[V]	34.71	34.88	35.05	35.23	35.40	35.57
Maximum Power Current(Imp)[A]	14.01	14.05	14.09	14.13	14.17	14.21

Electrical data relates to nominal operating cell temperature(NOCT): irradiance 800W/m²; wind speed 1m/s; cell temperature 45°C ambient temperature 20°C measuring uncertainty of power is within ±3%.

Temperature Characteristics

Voltage Temperature Coefficient	-0.28%/°C
Current Temperature Coefficient	+0.048%/°C
Power Temperature Coefficient	-0.35%/°C

Maximum Ratings

Maximum System Voltage(V)	1000/1500
Series Fuse Rating(A)	30
Reverse Current Overload(A)	30

Mechanical Characteristics

Dimensions	2384×1303×35mm - frame thickness upon request
Weight	34.5kg
Frame	Anodized aluminum profile-black frame upon request
Front Glass	Toughened low iron glass,3.2mm
Cell Encapsulation	EVA(Ethylene-Vinyl-Acetate)
Back Sheet	Composite film-black back sheet upon request
Cell	132(6×22) monocrystalline solar semi-cells (210×105)
Junction Box	Rated current≥30A, IP≥65, TUV&UL
Cable	Length 300mm,1×4mm ²
Connector	MC4/compatible with MC4

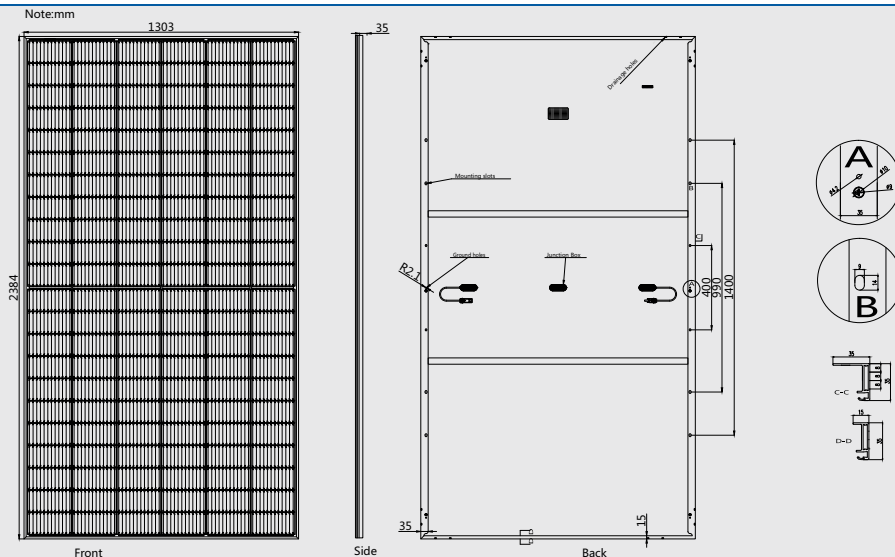
Packaging

Container 40' HC	558pcs.
------------------	---------

System Design

Temp.Range	-40°F to +185°F(-40°C to +85°C)
Hail	Max. diameter of 0.98"(25mm)with impact speed of 51.2mph(23m/s)
Max.Capacity	Wind 2400Pa, snow 5400Pa-7200Pa upon request
Application Class	A
Safety Class	II

Dimensions



I-V Curves

